



Thomas Wehlen, CIO

"For over 28 years, Coburn Barrett, a San Francisco based asset manager, has consistently delivered exceptional performance by leveraging global GDP growth through a highly liquid and diversified global macro strategy."

GLI Fund LLC – March 2026 Performance Highlights

-5.87%

Year to Date

YTD return through March 2026

\$25,452.96

NAV Per Share

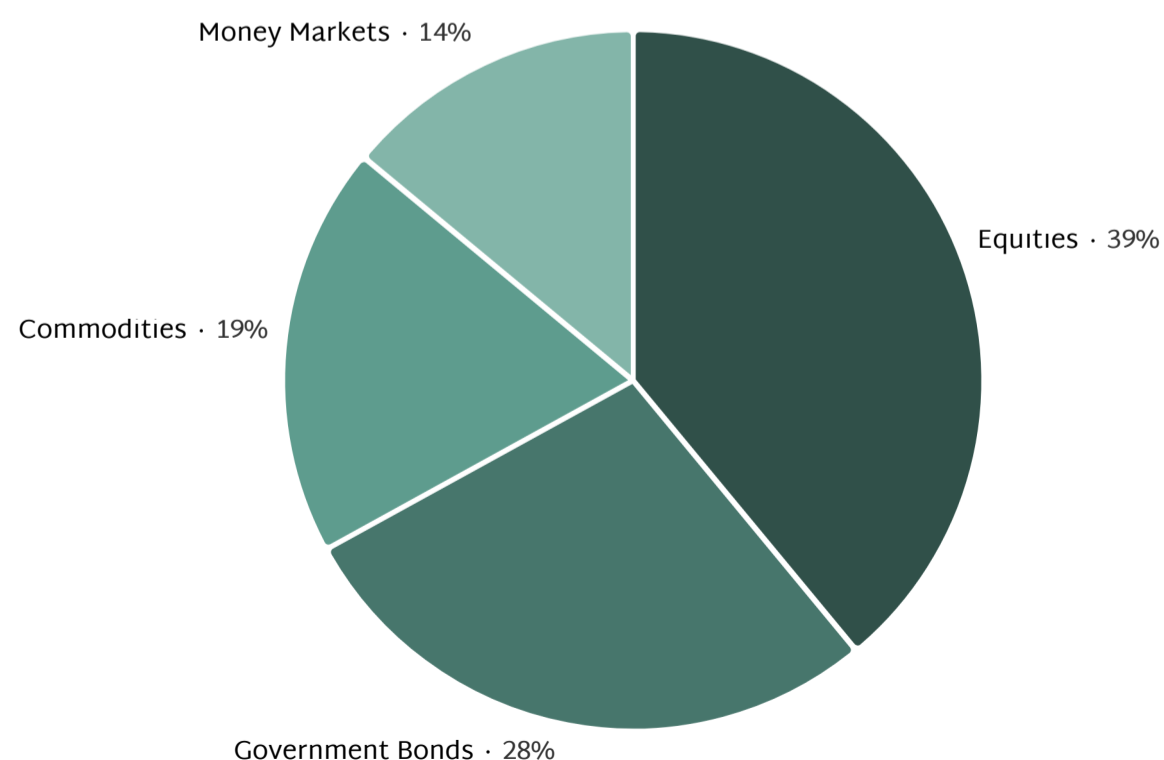
As of March 31, 2026

-19.12%

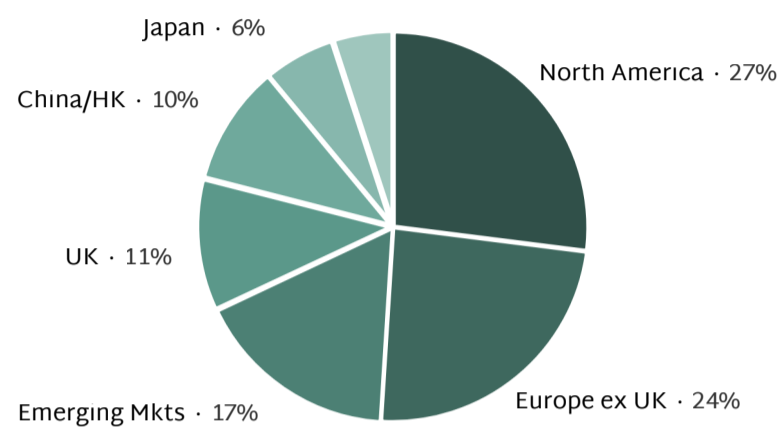
March Return

Monthly net return

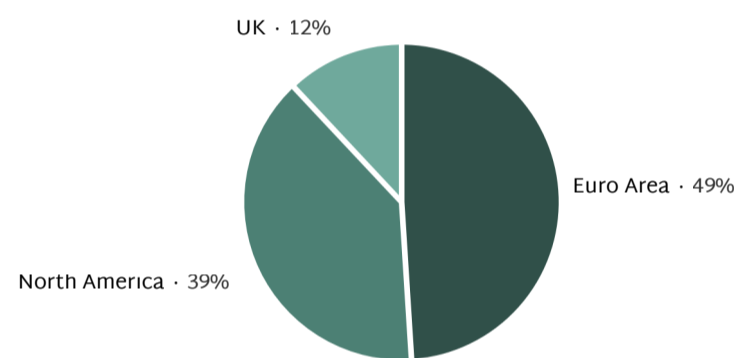
Portfolio Allocation



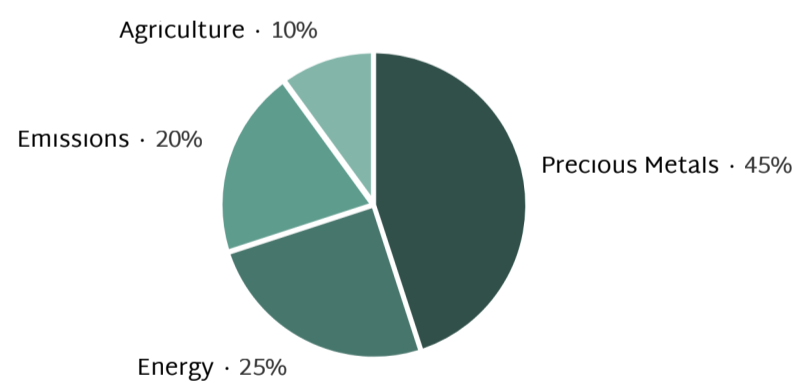
Equities by Geographic Area



Fixed Income by Geographic Area



Commodities Breakdown



Long-Term Performance

9.92%

10-Year Return

Annualized since March 2016

11.82%

20-Year Return

Annualized since March 2006

12.16%

Since Inception

Annualized since January 1998

Total Gains

2,458%

Since January 1998

Downside

Volatility

18.69%

Annualized since

inception

Fund AUM

\$104m

Firm AUM \$174m

YTD 2026 Return Breakdown

-3.46%

Equities

-1.32%

Bonds

-3.19%

Money Markets

3.01%

Commodities

-0.67%

Currencies

0.32%

Interest

-0.56%

Mgmt Fees

Fund Information & Disclosures

Performance Calculation

Values calculated using closing prices on last trading day of the month and currency exchange rates as of 17:00 New York time

Volatility Measure

Downside volatility measures the average downside fluctuation in fund value, providing insight into risk characteristics

Currency Impact

Falling USD value increases fund value. The FINEX USD Index tracks dollar strength against major global currencies

Market Exposure

Market exposure represents each asset's contribution to total portfolio risk, distinct from percentage allocation

Fund Identifiers:

Bloomberg: GLIFUNB KY

ISIN: KYG3958G1038

CUSIP: G3958G 103

Fund Name: The GLI Fund, LLC

Ready to learn more?

Email: info@coburnbarrett.com

Phone: +1 (415) 387 1001

Website: www.coburnbarrett.com